


# BYRON-GAINES UTILITY AUTHORITY WATER METER SETTING SPECIFICATIONS (DOMESTIC AND/OR IRRIGATION METER)

5 valves total



1" meter bar-irrigation meter will be installed by BGUA in place of the bar.



5 valves total

Examples of acceptable meter setting configurations.

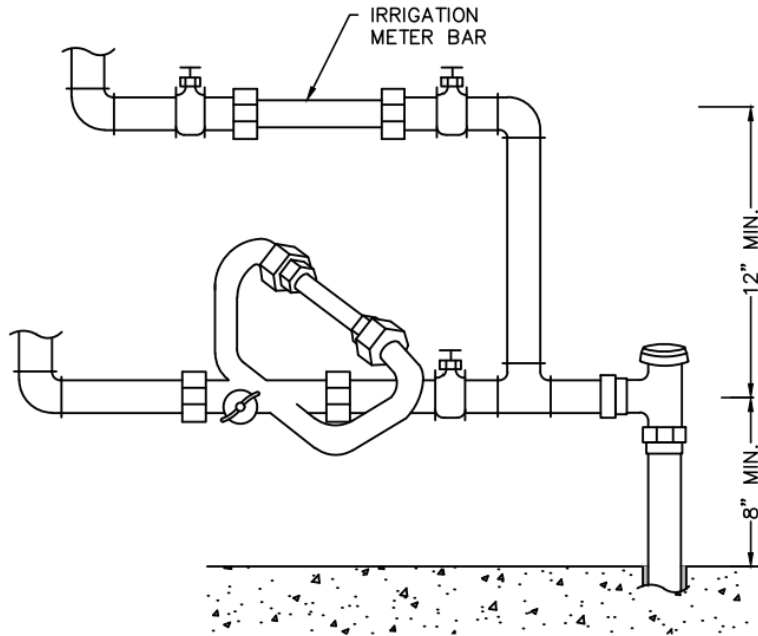
Call the BGUA with meter piping questions and to schedule a meter installation; giving at least 24-hour notice.

## Requirements for a meter to be set:

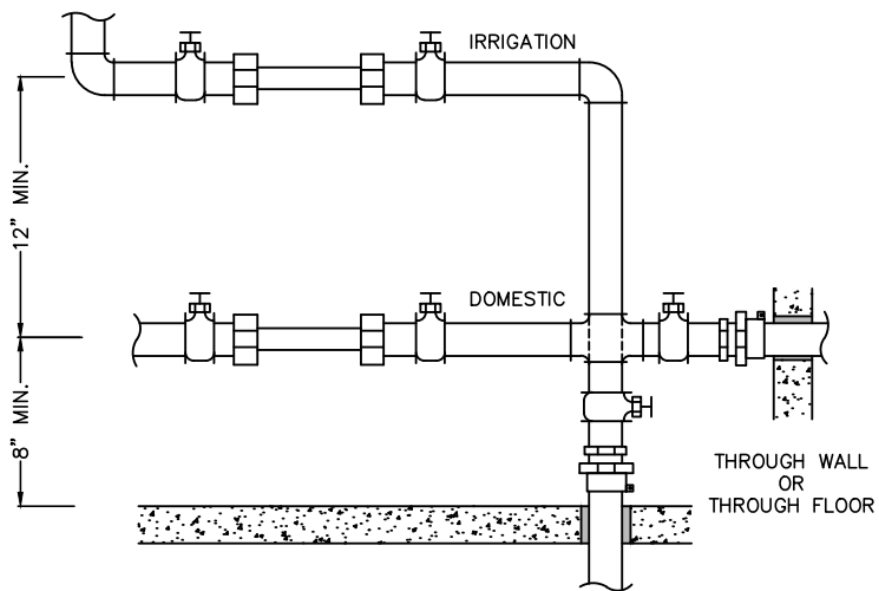
1. All plumbing must meet state and local codes, ordinances and Byron-Gaines Utility Authority Standard Construction Requirements.
2. Water may be used for construction prior to meter set on NEW residential only. Existing homes must have meter set prior to use.
3. Curb stop box must be at grade or above, clean and readily accessible prior to meter set.
4. Driveway and sidewalks must be poured. (Waivers may be available from Dec. 1 to Apr. 1 each year, contact office for details.)
5. Water service and meter must be protected from freezing and theft.
6. The area around meter must be **easily-accessible** with a 12" minimum and 24" maximum from outside wall.
7. All pipe nipples and fittings prior to meter must be threaded brass.
8. When plastic water distribution piping is used, the meter setting **MUST** be secured and supported to the floor or wall. Rigid water piping may be necessary near the meter setting.
9. Meter horn or bar must be plumbed in with at least a riser past the house side outlet valve. Riser must be secured to wall or ceiling.
10. Meters can be installed in horizontal or vertical orientation, per manufacturer's specifications.
11. Shut-off valves must be the same size as the water meter connection.
12. Irrigation systems require backflow preventers on irrigation supply line.

➡ **616-971-0002**

MORE INFO ➡



3/4" DOMESTIC METER WITH 1" IRRIGATION METER



1" DOMESTIC METER WITH 1" IRRIGATION METER